

2.7.1 STUDENT FEEDBACK FORM ON TEACHING LEARNING PROCESS

STUDENTS FEEDBACK ON CURRICULUM

Department: -	Academic year: 2022-23
Course Name and code: BDS 103	Year/Semester: 2 nd BDS
Name of Student: B. Hima Bindu	Course: UG / PG

Please give your valuable feedback on curriculum to improve quality of the program. Select your ranking on the scale of 1 to 5 for each of the following parameters.
(1- Strongly disagree, 2- Disagree, 3- Uncertain, 4- Agree, 5- Strongly agree)

Feedback on Course	1	2	3	4	5
1 The syllabus was challenging and up to Date.					
2 The allocation of the subjects to the course is appropriate in relation to the level of course work.					✓
3 The depth of the course content is adequate in relation to the expected Course Outcomes (COs).					✓
4 Almost entire syllabus was covered in the class by the teacher.				✓	
5 The units/sections in the syllabus are appropriately sequenced.					✓
6 Syllabus is equipped me with necessary technical skills to face the day to day treatment.				✓	
7 The syllabus enabled me to improve my ability to formulate, analyze and solve problems.					✓
8 Syllabus inculcated necessary ethical values and concern for the society.				✓	
9 The recommended textbooks are adequately available and map onto the syllabus.					✓
Feedback on Labs, Clinical Material and equipment.					
10 The labs, Clinical Material and experiments enhanced my skills and enabled me to relate theory to practice (Experiential learning).					✓

Recommendations for course improvement (Please specify topics that should be added/dropped from the course, new books to be recommended, changes in teaching scheme and experiments, etc. if any)

Date:

B. Hima Bindu
Signature of Student

6/11/23
Dean & Principal
Mamata Dental College
Khammam - 507 002

STUDENTS FEEDBACK ON CURRICULUM

Department: <input type="checkbox"/>	Academic year: 2022-23
Course Name and code: BDS - 103	Year/Semester: I BDS
Name of Student: K.N. Yashaswini	Course: UG/PG CA

Please give your valuable feedback on curriculum to improve quality of the program. Select your ranking on the scale of 1 to 5 for each of the following parameters.
(1- Strongly disagree, 2- Disagree, 3- Uncertain, 4- Agree, 5- Strongly agree)

Feedback on Course	1	2	3	4	5
1 The syllabus was challenging and up to Date.				✓	
2 The allocation of the subjects to the course is appropriate in relation to the level of course work.				✓	
3 The depth of the course content is adequate in relation to the expected Course Outcomes (COs).					✓
4 Almost entire syllabus was covered in the class by the teacher.				✓	
5 The units/sections in the syllabus are appropriately sequenced.				✓	
6 Syllabus is equipped me with necessary technical skills to face the day to day treatment.				✓	
7 The syllabus enabled me to improve my ability to formulate, analyze and solve problems.				✓	
8 Syllabus inculcated necessary ethical values and concern for the society.					✓
9 The recommended textbooks are adequately available and map onto the syllabus.				✓	
Feedback on Labs, Clinical Material and equipment.					
10 The labs, Clinical Material and experiments enhanced my skills and enabled me to relate theory to practice (Experiential learning).					✓

Recommendations for course improvement (Please specify topics that should be added/dropped from the course, new books to be recommended, changes in teaching scheme and experiments, etc. if any)


Date:

Signature of Student


Dean & Principal
Mamata Dental College
Khammam - 507 002

FEEDBACK ANALYSIS REPORT ON TEACHING – LEARNING PROCESS

A questionnaire was prepared to make a survey on various parameters of the institute and the same was filled in the year 2022-2023. The questionnaires consisted of 10 questions for student feedback. The responses for the year were analyzed in order to take corrective actions in relation to institutional vision and goals. The student feedback approach is basically about institutional practices, processes and frameworks that take into account students concerns of the quality of the education they receive. The response of this feedback-form consisted of options and they were asked to select any one option. In the given survey held in 2022-23, the college collected the feedback from around 375 (students). The questionnaire along with its evaluation is given below:


Dean & Principal
Mamata Dental College
Khammam - 507 002

OVERALL INSTITUTIONAL PERFORMANCE

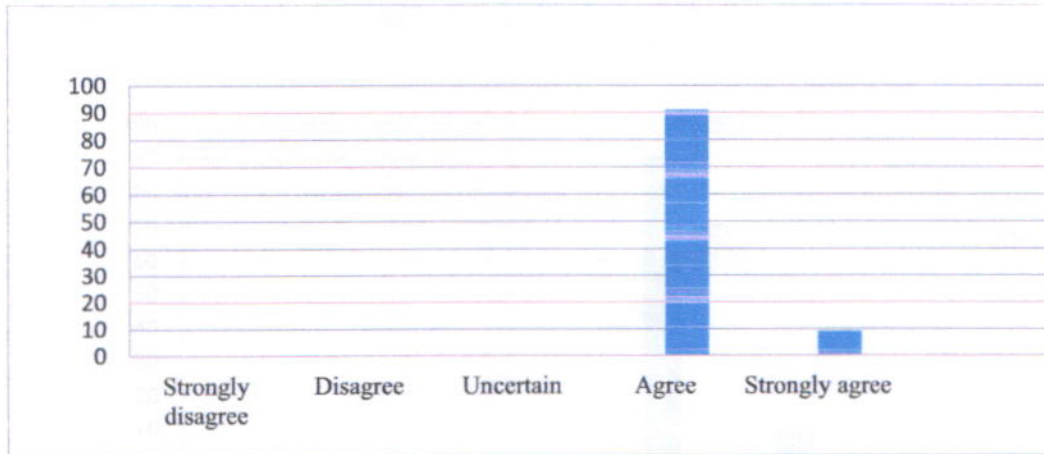
Report on Feedback Received from students

1. The syllabus was challenging and up to Date.

Table 1: The syllabus was challenging and up to Date.

	Frequency	Percent
Strongly disagree	7	2
Disagree	15	4
Uncertain	34	9
Agree	310	83
Strongly agree	9	2
TOTAL	375	100

Graph 1: The syllabus was challenging and up to Date.



The table and Graph shows the frequency percentage response. A total of 7 (2%), 15(4%), 34(9%), 310 (83%) and 9 (2%) of the students have given a strongly disagree, disagree, uncertain, agree and strongly agree response respectively for the course plans and objectives have been clearly defined question.

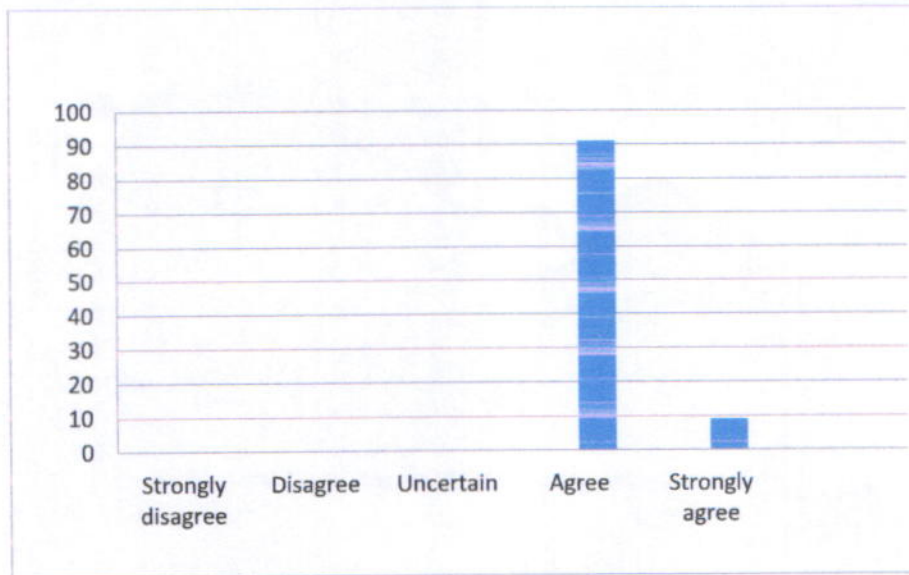
G. Yous
Dean & Principal
Mamata Dental College
Khammam - 507 002

3. The depth of the course content is adequate in relation to the expected Course Outcomes (COs).

Table 3: The depth of the course content is adequate in relation to the expected Course Outcomes (COs).

	Frequency	Percent
Strongly disagree	8	2
Disagree	10	3
Uncertain	45	12
Agree	302	80
Strongly agree	10	3
TOTAL	375	100

Graph 3: The depth of the course content is adequate in relation to the expected Course Outcomes (COs).



The table and Graph shows the frequency percentage response. A total of 8(2%), 10(3%), 45(12%), 302 (80%) and 10(3%) of the students have given a strongly disagree, disagree, uncertain, agree and strongly agree response respectively for the course plans and objectives have been clearly defined question.

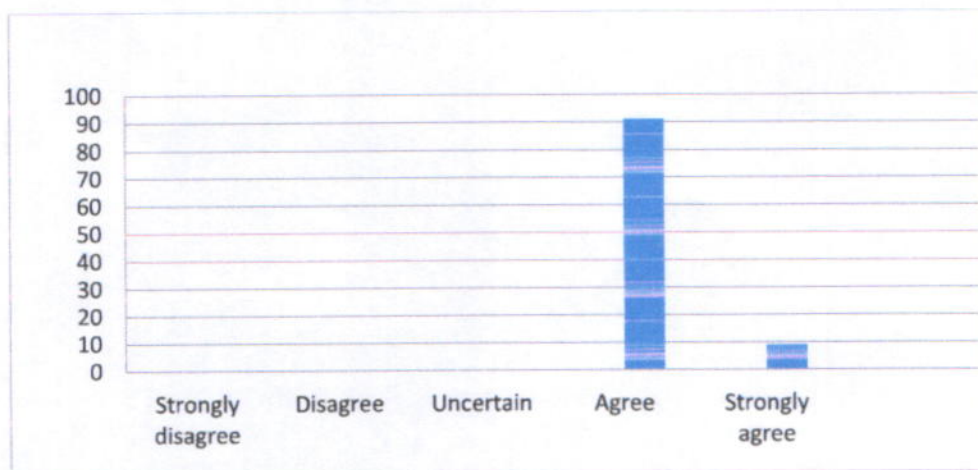
G. Vas
Dean & Principal
Mamata Dental College
Khammam - 507 002

4. Almost entire syllabus was covered in the class by the teacher.

Table 4: Almost entire syllabus was covered in the class by the teacher.

	Frequency	Percent
Strongly disagree	0	0
Disagree	8	2
Uncertain	10	3
Agree	328	87
Strongly agree	29	8
TOTAL	375	100

Graph 4: Almost entire syllabus was covered in the class by the teacher.



The table and Graph shows the frequency percentage response. A total of 0(0%), 8(2%), 10(3%), 328 (87%) and 29(8%) of the students have given a strongly disagree, disagree, uncertain, agree and strongly agree response respectively for the course plans and objectives have been clearly defined question.

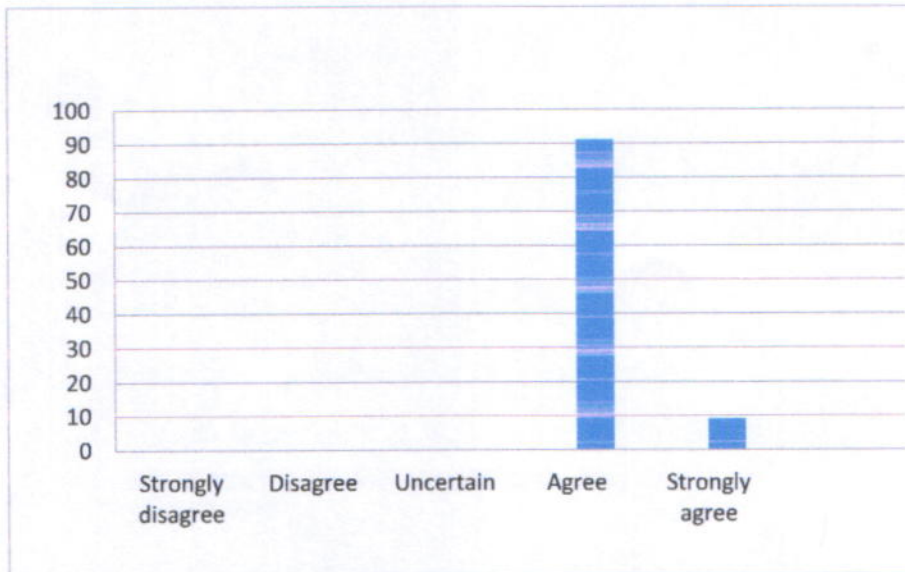
A. V. Rao
Dean & Principal
Mamata Dental College
Khammam - 507 002

5. The units/sections in the syllabus are appropriately sequenced

Table 5: The units/sections in the syllabus are appropriately sequenced

	Frequency	Percent
Strongly disagree	0	0
Disagree	8	2
Uncertain	11	3
Agree	336	90
Strongly agree	20	5
TOTAL	375	100

Graph 5: The units/sections in the syllabus are appropriately sequenced.



The table and Graph shows the frequency percentage response. A total of 0(0%), 8(2%), 11(3%), 336 (90%) and 20(5%) of the students have given a strongly disagree, disagree, uncertain, agree and strongly agree response respectively for the course plans and objectives have been clearly defined question.

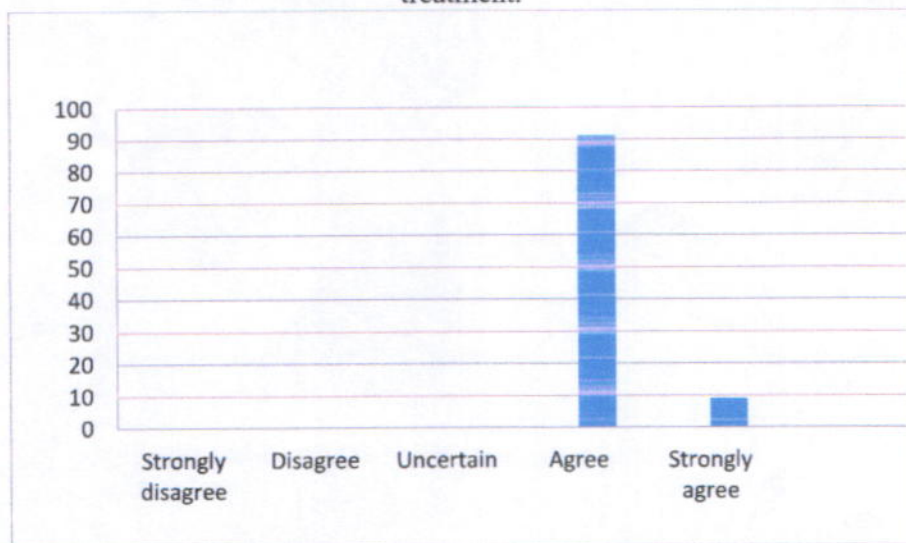
Handwritten signature
Dean & Principal
Mamata Dental College
Khammam - 507 002

6. Syllabus is equipped me with necessary technical skills to face the day to day treatment.

Table 6: Syllabus is equipped me with necessary technical skills to face the day to day treatment.

	Frequency	Percent
Strongly disagree	12	3
Disagree	16	4
Uncertain	19	5
Agree	318	85
Strongly agree	10	3
TOTAL	375	100

Graph 6: Syllabus is equipped me with necessary technical skills to face the day to day treatment.



The table and Graph shows the frequency percentage response. A total of 12(3%), 16(4%), 19(5%), 318 (85%) and 10(3%) of the students have given a strongly disagree, disagree, uncertain, agree and strongly agree response respectively for the course plans and objectives have been clearly defined question.

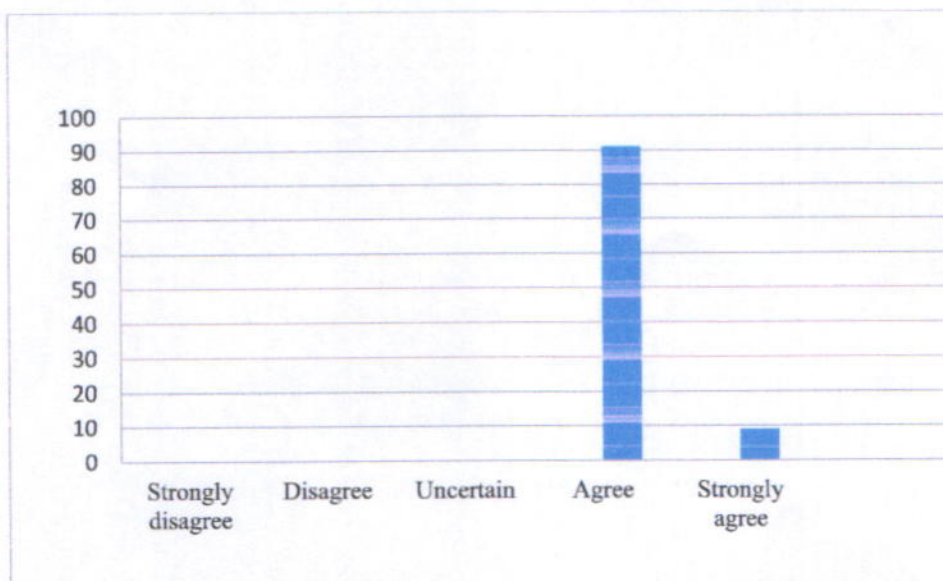
7. The syllabus enabled me to improve my ability to formulate, analyze and solve problems.

G. Vas
Dean & Principal
Mamata Dental College
Khammam - 507 002

Table 7: The syllabus enabled me to improve my ability to formulate, analyze and solve problems.

	Frequency	Percent
Strongly disagree	4	1
Disagree	8	2
Uncertain	23	6
Agree	318	85
Strongly agree	22	6
TOTAL	375	100

Graph 7: The syllabus enabled me to improve my ability to formulate, analyze and solve problems.



The table and Graph shows the frequency percentage response. A total of 4(1%), 8(2%), 23(6%), 318 (85%) and 22(6%) of the students have given a strongly disagree, disagree, uncertain, agree and strongly agree response respectively for the course plans and objectives have been clearly defined question.

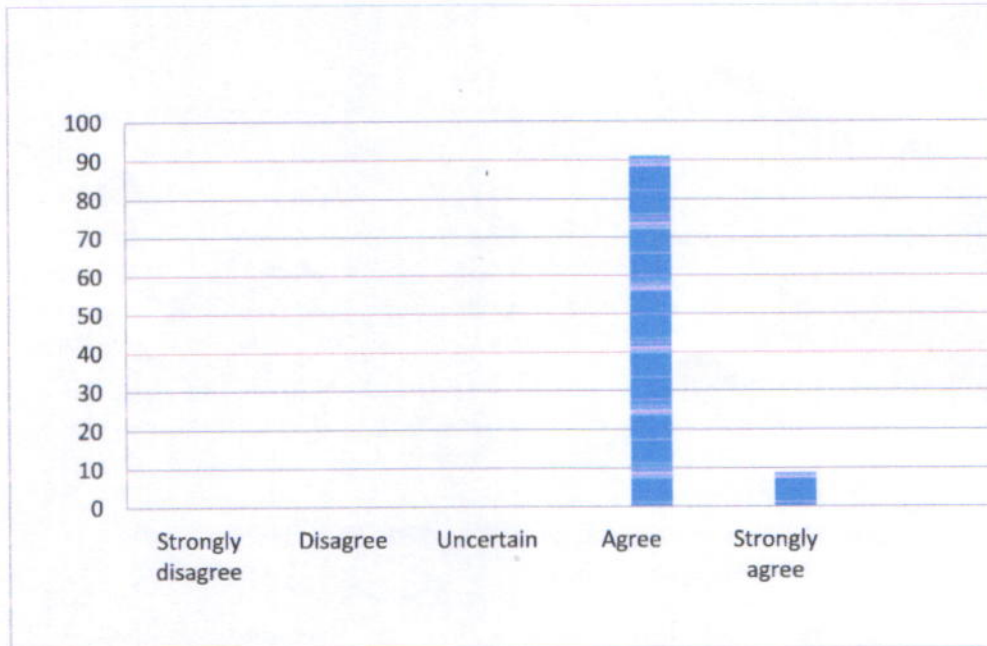
8. Syllabus inculcated necessary ethical values and concern for the society.

G. Vas
 Dean & Principal
 Mamata Dental College
 Khammam - 507 002

Table 8: Syllabus inculcated necessary ethical values and concern for the society.

	Frequency	Percent
Strongly disagree	8	2
Disagree	4	1
Uncertain	11	3
Agree	333	89
Strongly agree	19	5
TOTAL	375	100

Graph 8: Syllabus inculcated necessary ethical values and concern for the society.



The table and Graph shows the frequency percentage response. A total of 8(2%), 4(1%), 11(3%), 333 (89%) and 19(5%) of the students have given a strongly disagree, disagree, uncertain, agree and strongly agree response respectively for the course plans and objectives have been clearly defined question.

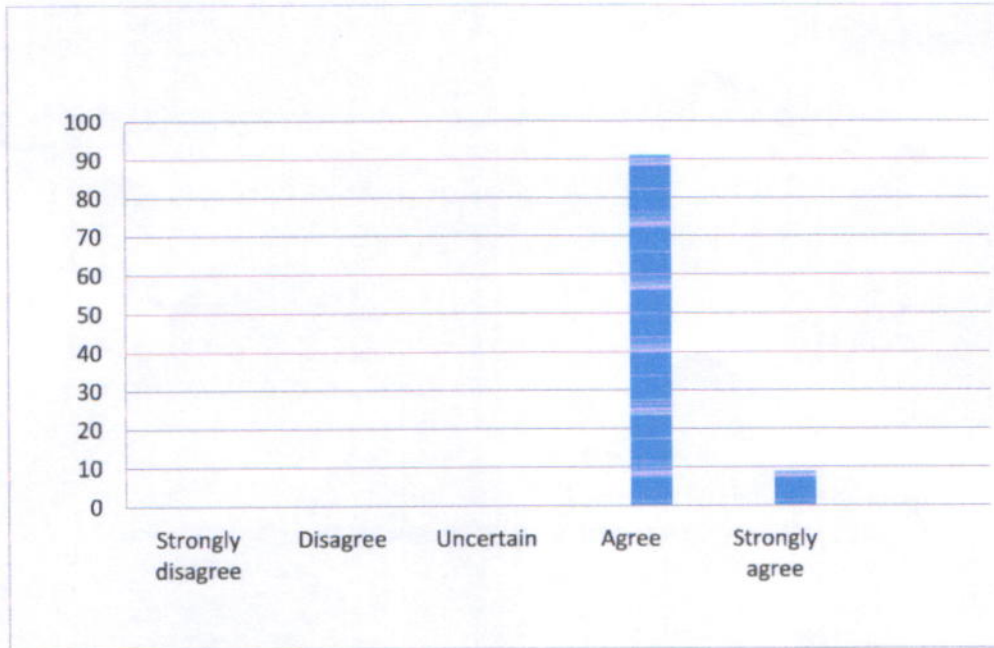
9. The recommended textbooks are adequately available and map onto the syllabus.

G. Vas
 Dean & Principal
 Mamata Dental College
 Khammam - 507 002

Table 9: The recommended textbooks are adequately available and map onto the syllabus.

	Frequency	Percent
Strongly disagree	0	0
Disagree	8	2
Uncertain	10	3
Agree	339	90
Strongly agree	18	5
TOTAL	375	100

Graph 9: The recommended textbooks are adequately available and map onto the syllabus.



The table and Graph shows the frequency percentage response. A total of 0(0%), 8(2%), 10(3%), 339(90%) and 18(5%) of the students have given a strongly disagree, disagree, uncertain, agree and strongly agree response respectively for the course plans and objectives have been clearly defined question.

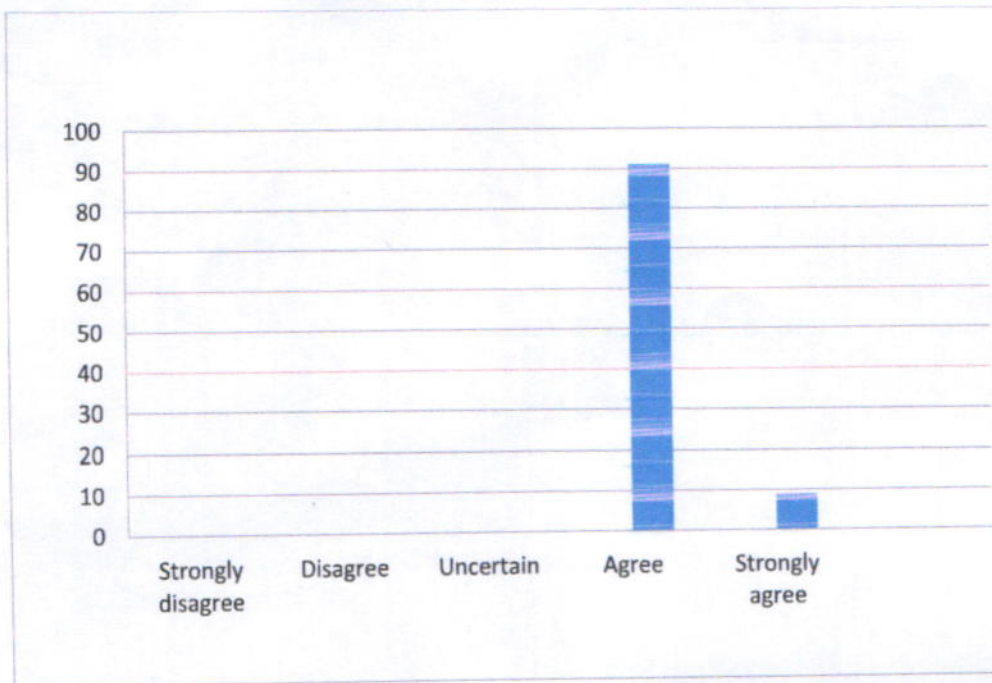
10. The labs, Clinical Material and experiments enhanced my skills and enabled me to relate theory to practice (Experiential learning).

G. Vas
 Dean & Principal
 Mamata Dental College
 Khammam - 507 002

Table 10: The labs, Clinical Material and experiments enhanced my skills and enabled me to relate theory to practice (Experiential learning).

	Frequency	Percent
Strongly disagree	5	1
Disagree	12	3
Uncertain	23	6
Agree	325	87
Strongly agree	10	3
TOTAL	375	100

Graph 10. The labs, Clinical Material and experiments enhanced my skills and enabled me to relate theory to practice (Experiential learning).



The table and Graph shows the frequency percentage response. A total of 5(1%), 12(3%), 23(6%), 325 (87%) and 10(3%) of the students have given a strongly disagree, disagree, uncertain, agree and strongly agree response respectively for the course plans and objectives have been clearly defined question.

G. K. Rao
 Dean & Principal
 Mamata Dental College
 Khammam - 507 002